

INVERTER TECHNOLOGY, MICROPROCESSOR CONTROLLED WELDING UNIT WITH KEYBOARD AND DIGITAL DISPLAY. MULTI-PURPOSE EQUIPMENT, WILL WORK ON A 16A-230V POWER SUPPLY EVEN FOR INTENSIVE USE.

MMA

With its high duty cycle and revolutionary arc dynamics, it will weld any kind of electrodes ($\varnothing 1.6$ à 5 mm): steel, stainless steel, cast iron, rutile or basic. This product ensures a stable arc with a constant intensity and features the following technology.

- ✓ **Anti-Sticking**
- ✓ **Adjustable Hot Start** : Makes it easier to arc with any type of metal (Low Hot Start: For thin metal sheets – high Hot Start for metals that are difficult to weld such as dirty or oxidized sheets)
- ✓ **Arc force** : For better penetration and prevention of sticking.

TIG LIFT

Equipped with a TIG torch with valve (option), this machine ensures you to have a smooth welding line.

- ✓ **TIG Lift:**
The arc is created by touching the metal with the tungsten electrode - avoiding tungsten inclusions and radio electrical disturbances.
- ✓ **Automatic arc release:**
This innovative function allows the operator to finish welding without creating craters. The time is adjustable and the function is activated by a movement of the torch.



Product delivered in a case with accessories:

- Earth clamp (1,6m/ \varnothing 16mm²)
- Electrode holder (2m/ \varnothing 16mm²)

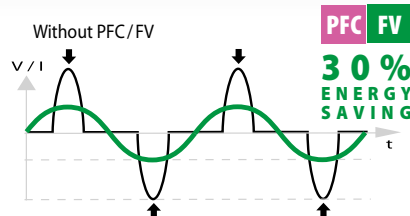
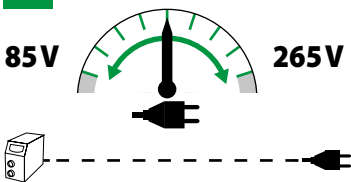
OPTION (ref 044425):
TIG TORCH
- Length: 4 m
- Connector 10/25 mm²



IN ANY SITUATION




This unit is suited for work in any situation (extension lead for on-site work or use on generators) with 2 technical features to manage the current:

PFC POWER FACTOR CORRECTION
FV FLEXIBLE VOLTAGE



The GYSMI E200 FV has a powerful integrated PFC and features FLEXIBLE VOLTAGE (85-265V).

The GYSMI E200 FV will function on a standard 230V-16A / 110V- 20A, even during intensive use with long extension leads (100m).

50/60hz	AM	I ₂								EN60974-1 (40°C)		U ₀			
		TIG	MMA	\varnothing 1.6	\varnothing 2	\varnothing 2.5	\varnothing 3.2	\varnothing 4	\varnothing 5	I _A (60%)	X% (I ₂ max)				
230 V 1~	16 A	10-200 A		62	50	47	45	35	24	120 A	20%	96 V	10/25	27.5 x 14 x 21.5 / 5.5	7 kW 8.75 kVA
110 V 1~	20 A	10-130 A								95 A	39%				